


# Prevalence of Male-Male Sexual Assault, Consensual Male-Male Sex, and Links to HIV Prevalence in South Africa:

*A Population-Based Household Survey*

*Kristin Dunkle, Rachel Jewkes, Daniel Murdock,  
Yandisa Sikweyiya and Robert Morrell*



*SVRI Forum, Cape Town 2011*

# Introduction

- *Experience* of intimate partner violence is a proven cause of HIV among women in South Africa (Jewkes et al, Lancet 2010)
- *Perpetration* of violence is associated with prevalent HIV infection among South African men (Jewkes et al, PLoS ONE, 2011)
- Emerging international evidence suggests that similar associations between violence and HIV exist among MSM but
  - No studies to date have examined male-on-male perpetration as a potential risk factor
  - Studies of victimization have been done on self-identified samples with targeted and/or referral chain recruitment
  - No study to date has explored these questions in a general population sample of men
- Preliminary exploration drawing on data from the 2009 MRC Study on Men's Health and Use of Violence

# Men's Health Household Survey *aka the MRC Rape Study*

- Cross-sectional population-based household survey
  - 222 enumeration areas
  - 20 households per ea
  - one man aged 18-49 years per household
- Survey data collected using APDAs
- HIV status assessed using dried blood spots
- Completed interviews in 1,738 of 2,298 (75.6% ) of the enumerated and eligible households
- 70.7% provided blood for HIV testing

# How did we ask about male-male sex?

- Have you ever had sex or done something sexual with a man? By sex we mean:
  - **Anal sex:** where a man sticks his penis in another man's anus
  - **Oral sex:** when a man sticks his penis in another man's mouth.
  - **Masturbation:** when one or both men play with each others sex organs
  - **Thigh sex:** when a man has sex by putting his penis between another man's closed thighs

# Which of the following acts have you done with a man because you wanted to?

Sex Act	%	95% CI
Mutual Masturbation	2.8	2.1-3.7
Thigh Sex	1.8	1.3-2.5
Oral Sex	1.7	1.2-2.5
Anal Sex	1.8	1.3-2.5
Unspecified	1.7	1.2-2.4
<b>Any sex acts</b>	<b>5.4</b>	<b>4.4-6.6</b>
<b>Any oral/anal</b>	<b>2.6</b>	<b>1.9-3.5</b>

# Demographics of MSM vs Non-MSM

	<b>MSM</b>	<b>95% CI</b>	<b>Non-MSM</b>	<b>95% CI</b>	<b>P</b>
<b>Race</b>					
Black	86.2	(77.7- 97.8)	84.9	(80.1 - 88.7)	0.74
Non-Black	13.8	(8.2 - 22.3)	15.2	(11.3 - 19.9)	
<b>Age Group</b>					
18-24	47.9	(37.30- 58.6)	51.9	(48.8 - 55.0)	0.68
25-34	35.1	(25.3 - 46.4)	30.7	(28.2 - 33.4)	
35+	17.0	(10.8 - 25.7)	17.4	(15.2 - 19.8)	
<b>Matric+</b>	<b>36.3</b>	(26.9 - 46.7)	<b>40.8</b>	(37.8 - 43.9)	<b>0.03</b>
<b>HH Food Insecurity</b>	<b>63.5</b>	(52.6 - 73.2)	<b>51.1</b>	(48.0- 54.2)	<b>0.03</b>
<b>HH SES Score (range: 6-19)</b>	<b>11.6</b>	(11.1 - 12.2)	<b>12.6</b>	(12.5- 12.8)	<b>0.001</b>

# Sex, Family and Relationships: MSM vs Non-MSM

	MSM	95% CI	Non-MSM	95% CI	P
Ever sex with a woman	<b>98.9</b>	(92.7 – 99.9)	<b>95.3</b>	(94.0 – 96.3)	0.10
Ever married a woman	<b>18.0</b>	(9.6 – 31.3)	<b>14.0</b>	(11.93– 16.4)	0.43
Fathered children	<b>54.8</b>	(44.0 – 65.3)	<b>45.3</b>	(42.6 – 48.1)	0.09
Current female partner	<b>76.3</b>	(66.4 – 84.0)	<b>76.9</b>	(74.1 – 79.4)	0.91
Current male partner	<b>28.6</b>	(20.6 – 38.2)	N/A	N/A	N/A
Both male & female partners	<b>19.15</b>	(12.39 – 28.40)	N/A	N/A	N/A

*About 2/3 of men reporting a regular male partner also reported a regular female partner*

# Experience and Perpetration of Male-on-male Sexual Assault

- Did a man ever persuade or force you to have sex when you did NOT want to?
- Which of the following acts took place with a man when you did not want to?
  - Masturbation
  - Oral
  - Thigh
  - Anal
- Have you ever done anything sexual with a boy or man when he didn't consent or you forced him?
- Have you ever done anything sexual with a boy or man where you put your penis in his mouth or anus when he didn't consent or you forced him?



# Experience and Perpetration of Sexual Violence

Among all men	%	95% CI
Any male-male victimization	<b>9.6</b>	8.2-11.3
Oral/anal victimization	<b>3.4</b>	2.7-4.3
Any male-male perpetration	<b>3.0</b>	2.2-4.0
Oral/anal perpetration	<b>1.9</b>	1.3-2.7

	MSM	95% CI	Non-MSM	95% CI	p
Any victimization	<b>34.4</b>	25.5-44.7	8.1	6.8-9.6	<.0001
O/A victimization	<b>22.2</b>	14.9-31.8	2.3	1.7-3.2	<.0001
Any perpetration	<b>10.0</b>	5.5-17.6	2.6	1.9-3.5	<.0001
O/A Perpetration	<b>8.9</b>	4.7-16.3	1.4	0.9-2.2	<.0001

# Any male-male Contact Among Men with HIV Test Results

85.0% No MSM

16.9% HIV+

3.8% Consensual

26.5% HIV+

1.4% Cons + Vic

22.2% HIV+

6.9% Victims

24.5% HIV+

0.4% Cons + Vic + Perp

20.0% HIV+

0.2% Cons + Perp

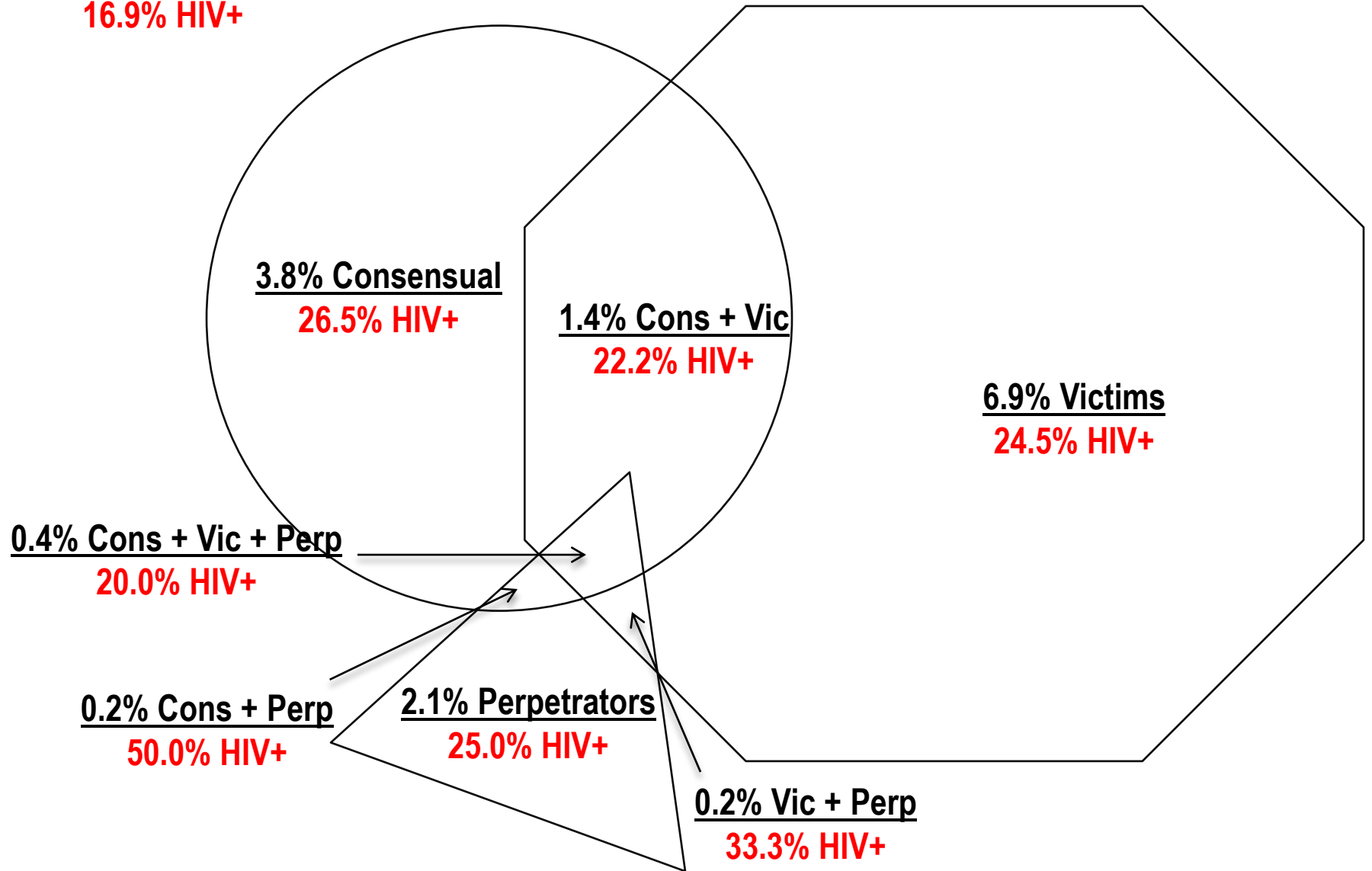
50.0% HIV+

2.1% Perpetrators

25.0% HIV+

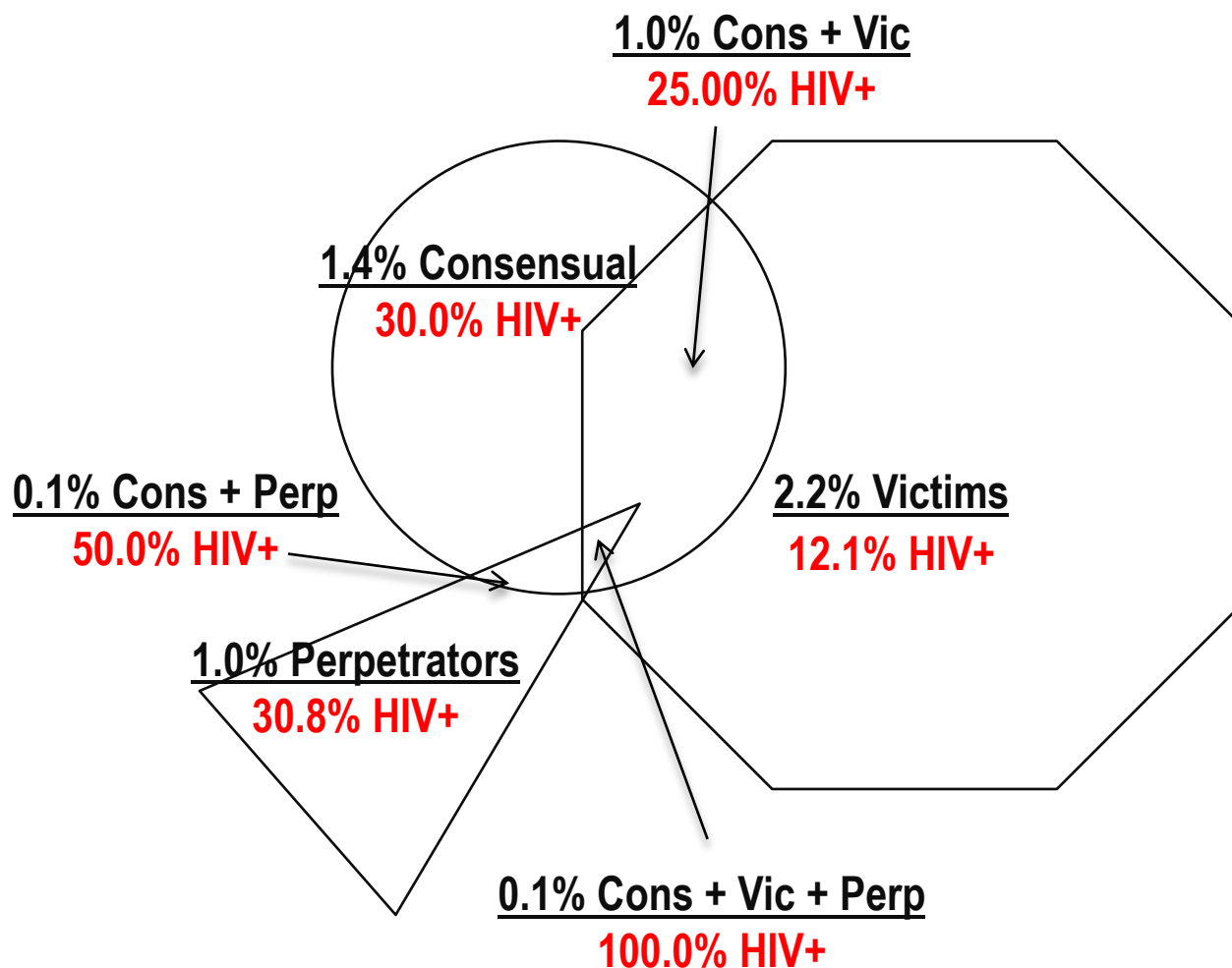
0.2% Vic + Perp

33.3% HIV+



# Any Oral/Anal Contact Among Men with HIV Test Results

94.2% No MSM  
17.9% HIV+



\* $n_{\text{perp} + \text{vic}} = 0$

# MSM Experience and HIV Status:

Type of MSM contact	aOR	95% CI
<b>Consensual MSM contact</b>	<b>1.96</b>	<b>1.01 – 3.82</b>
Male-on-male victimization	1.09	0.65 – 1.82
<i>Male-on-male perpetration</i>	<i>2.31</i>	<i>0.94 – 5.71</i>
<b>Consensual oral/anal contact</b>	<b>3.23</b>	<b>1.37 – 7.63</b>
Oral / anal victimization	0.85	0.35 – 2.04
<b>Oral/anal perpetration</b>	<b>3.07</b>	<b>1.05 – 8.91</b>

aORs adjusted for age, race, circumcision, and genital ulcers

# Key take home messages

- In this population based household survey:
  - 1 in 20 South African men reported at least one consensual sexual experience with another man
  - 1 in 10 South African men reported being sexually assaulted by another man
  - 3% of South African men report sexually assaulting another man
- Men who report any type of sex with men with are more likely to be HIV-positive (aOR=1.51)
- Men who report oral/anal sex are much more likely to be HIV-positive (aOR=3.23)
- Men who report oral or anal **rape** of another man are more likely to be HIV aOR =3.07 (1.05 – 8.91)

# Preliminary Recommendations

- For service providers
  - NEVER assume only female OR only male partners
  - Be alert for the possibility of sexual assault history among ALL male clients/patients, but especially among MSM
- For surveillance and research
  - Collecting data on consensual and non-consensual same-sex activity in general population surveys using anonymous reporting is *highly feasible* in South Africa, and likely elsewhere
  - We need to *mainstream* queries about *consensual same-sex activity* and *same-sex sexual violence* in sexual violence and HIV research
  - We need to better understand *male-female sexual concurrency* among South African men, including the role of violence in both kinds of partnerships
  - We need more research from *across* the Global South